

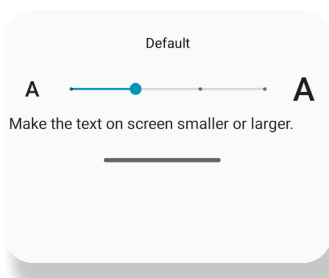


DESIGNED FOR YOU

Customize your Motorola smartphone for visual and hearing assistance

Font size

Make text on your screen smaller or larger.

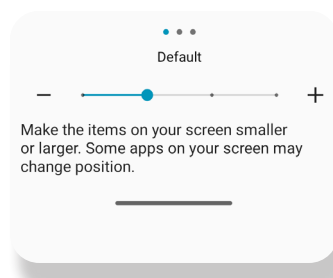


Go to

Settings → Accessibility → Font size

Display size

Make items on your screen smaller or larger.

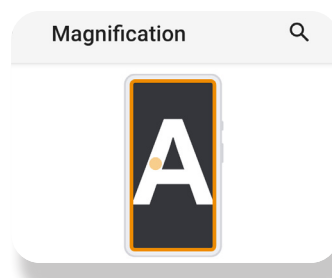


Go to

Settings → Accessibility → Display size

Magnification

Tap 3 times/ swipe up with 2 fingers to enlarge your screen.

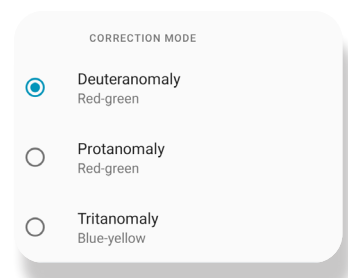


Go to

Settings → Accessibility → Magnification

Colour Correction

Adjust colours if you're colour blind.




Go to

Settings → Accessibility → Colour correction

Camera

Launch the camera without unlocking.



Gesture

Twist your wrist twice to open the camera

Flashlight

Quickly turn on the flashlight.

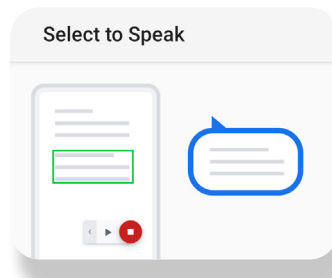


Gesture

Chop down twice to turn on and off the flashlight

Select to Speak

Tap text or images to hear them read aloud.

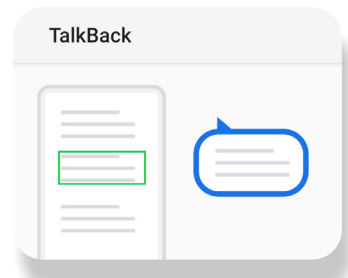


Go to

Settings → Accessibility → Select to Speak

TalkBack

Hear spoken feedback without looking at the screen.



Go to

Settings → Accessibility → TalkBack